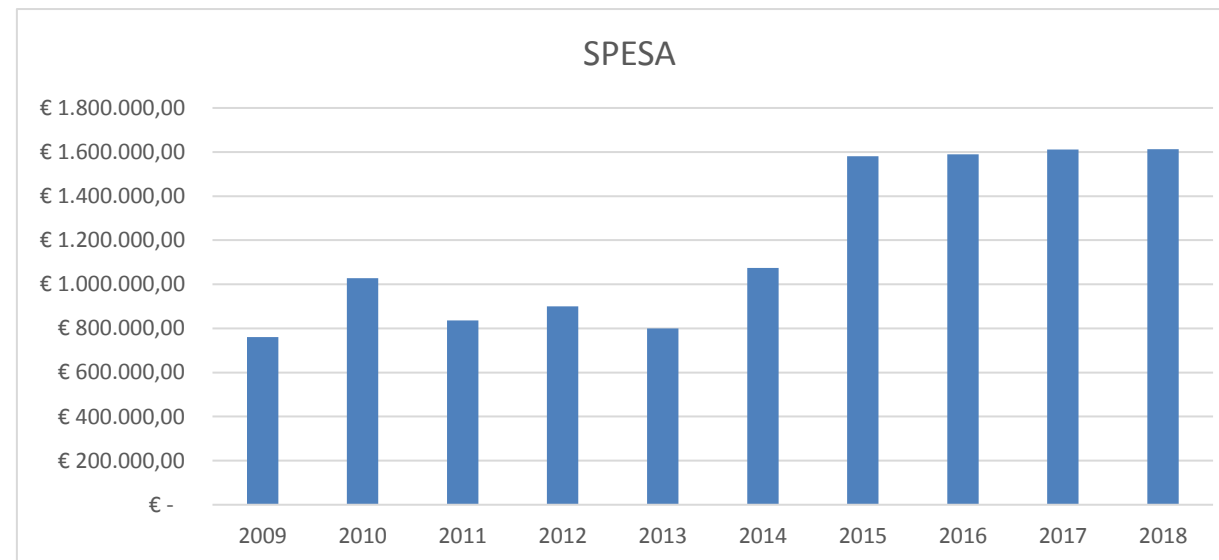
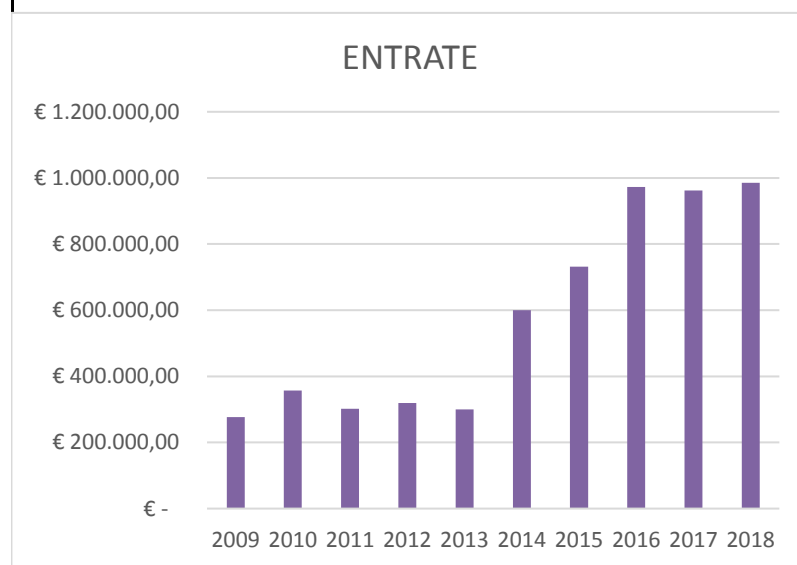
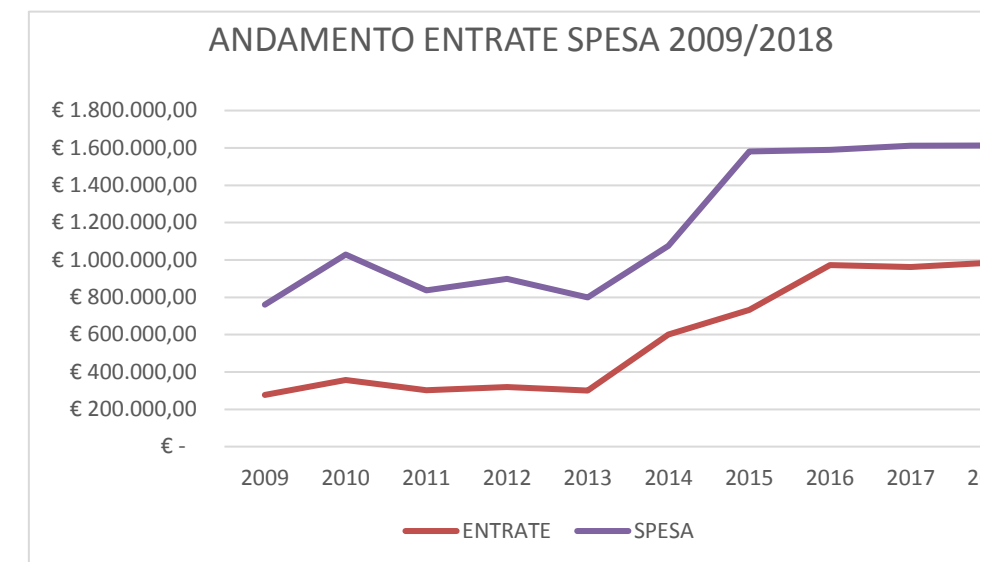


ANNO	ENTRATE
2009	€ 276.944,71
2010	€ 357.183,21
2011	€ 301.619,42
2012	€ 319.509,50
2013	€ 299.661,82
2014	€ 600.179,61
2015	€ 731.548,98
2016	€ 972.294,78
2017	€ 962.133,34
2018	€ 985.399,05
<b>TOTALE</b>	<b>€ 5.806.474,42</b>

ANNO	SPESA
2009	€ 760.286,92
2010	€ 1.028.102,16
2011	€ 836.821,06
2012	€ 899.353,26
2013	€ 799.206,36
2014	€ 1.074.613,38
2015	€ 1.580.507,02
2016	€ 1.589.691,70
2017	€ 1.610.946,02
2018	€ 1.612.981,53
<b>TOTALE</b>	<b>€ 11.792.509,41</b>

ANNO	ENTRATE	SPESA
2009	€ 276.944,71	€ 760.286,92
2010	€ 357.183,21	€ 1.028.102,16
2011	€ 301.619,42	€ 836.821,06
2012	€ 319.509,50	€ 899.353,26
2013	€ 299.661,82	€ 799.206,36
2014	€ 600.179,61	€ 1.074.613,38
2015	€ 731.548,98	€ 1.580.507,02
2016	€ 972.294,78	€ 1.589.691,70
2017	€ 962.133,34	€ 1.610.946,02
2018	€ 985.399,05	€ 1.612.981,53
<b>MEDIA</b>	<b>€ 580.647,44</b>	<b>€ 1.179.250,94</b>



Le entrate dal 2009 al 2018 sono aumentate del 72%  
Le spese dal 2009 al 2018 sono aumentate del 52%

